


Pacific Harbors Council

WEBELOS WEEKEND

March 3 - 5, 2017

Camp Thunderbird

11740 Summit Lake Road NW
Olympia, WA 98502



PART A & B HEALTH and MEDICAL RECORD FORM IS "MANDATORY" FOR EACH ENTRY INTO CAMP

Please eat dinner before arriving at camp Friday evening!

Special dietary needs at Camp? Please inform the Director one week prior to camp.

WEBELOS WEEKEND CAMP RULES

Rules are in place to assure the safety and comfort of all campers. You will be asked to leave camp if you do not observe them.

- | | |
|--|---------------------|
| 1. No alcohol products. | 4. No fireworks. |
| 2. No tobacco/vaping/canabis products. Adult smokers please observe smoking areas. | 5. No axes or saws. |
| 3. No fires, except by camp staff for teaching. | 6. No firearms. |

Additionally, the following are strongly recommended and strictly enforced.

- | | |
|--|---|
| 7. Foul language will not be tolerated. | 10. No Electronics, all should be left at home. |
| 8. Closed - toe shoes only. | 11. Cell phones are restricted to emergency use only. |
| 9. Walk only in camp; running results in falls and injuries. | 12. You are responsible for your gear (please label). |

The following buildings are for Staff use only:

Camp Office and Al Lewis; Dale O. Johnson except for check-in, events and restrooms; any cabins except the one you are assigned to.

THINGS YOU NEED TO BRING TO CAMP

- | | | | | |
|-----------------|--------------------|--------------------|------------------|------------------------|
| 1. Pants | 5. Socks | 9. Deodorant | 13. Shampoo | 17. Day Pack |
| 2. T-Shirts | 6. Shoes (2 Pairs) | 10. Personal Items | 14. Washcloth | 18. Pen & Paper |
| 3. Sweat Shirts | 7. Coat | 11. Towel | 15. Sleeping Bag | 19. Toothbrush & Paste |
| 4. Underwear | 8. Brush or Comb | 12. Soap | 16. Pillow | |

***BOY SCOUT ESSENTIALS**

- | | | | | |
|-----------------------|------------------------|----------------------|------------------------|-----------------|
| Pocket Knife* | Extra Clothing* | Water Bottle* | Matches* | Map* |
| First Aid Kit* | Rain Gear* | Flash Light* | Sun Protection* | Compass* |



Program Overview

Webelos Weekend is designed to help Webelos and their parents better understand what Boy Scouting is like. The first Webelos Weekend was held in 1998. It was developed and put on by a Boy Scout, Brandon Schwarz, with help from his Scoutmaster, Jim Overton. Each year youth and adult staff work hard to make the program better and even more fun.

The purpose of this weekend is to get Webelos excited about, and ready for, the journey to Boy Scouts. We try to teach Webelos in an informative but fun way. We do this by having active participation. All the songs, skits and instruction areas are entertaining to the Webelos. Hopefully, they will learn and receive information that will stay with them throughout their Scouting career.

"Webelos will be assigned to cabins with Webelos from other packs." Each cabin group becomes a Patrol. Patrols are supervised in the cabins by trained Boy Scouts Counselors. Parents are then asked to stay with their sons when they are not in their cabins. This is so the parents can learn about Boy Scouting along with the Webelos. An exception to this is during the Adult Informational Meeting on Saturday. During that time, Webelos will be participating in Camp Wide Games and will be supervised by their cabin counselors.

During the weekend, the Webelos will be instructed in many areas: Compass, First Aid, Sharp Objects, Camping Gear, Lashings, Knots and Fire Building. Each Webelos will visit each area. The skills taught in each area represent skills that Boy Scouts demonstrate as part of rank advancement.

SCOUT OATH

On my honor I will do my best
To do my duty to God and my country
And obey the Scout Law;
To help other people at all times;
To keep myself physically strong,
Mentally awake, and morally straight.

SCOUT LAW

A Scout is Trustworthy, Loyal, Helpful, Friendly,
Courteous, Kind, Obedient, Cheerful, Thrifty, Brave, Clean
and Reverent.

OUTDOOR CODE

As an American, I will do my best to
Be clean in my outdoor manners,
Be careful with fire,
Be considerate in the outdoors, and
Be conservation minded.

SCOUT SLOGAN

Do a Good Turn Daily

SCOUT MOTTO

Be Prepared

Cabins / Sleeping

Due to BSA guidelines, we can't have adults sleep with boys who are not their sons. Your Webelos will be sleeping with other Webelos as a Patrol. And the Parents will have their own sleeping cabin as an adult Patrol. In the past, some boys have had a problem with the sleeping arrangements, but by Saturday, they are perfectly fine because they have gotten to know their Patrol members (same as Parents). Please reassure your sons that all the Webelos are in the same situation.

Webelos and Parents are responsible for their living quarters. A scout is CLEAN, (the 11th point of the scout law). There will be a list posted of the things to be done in order to check out. There will be time on Sunday morning to pack gear and start cleaning. After breakfast, there will be time to clean the cabins & move gear. *Staff members will be checking cabins and you are not to leave the cabins until your cabin has been cleaned.*

Jim Overton Honorary Webelos Weekend Dinning Hall¹

The Dining Hall is where we share food, drink and important information about the weekend. Please help all with paying attention by using the scout sign. The Dining Hall Director will have everyone seated at tables of their own Patrols and that of Parent Patrols. Each Patrol will be responsible to provide waiters for food and drink. The Patrols will be responsible for clean up of the table areas after meals. Final check out will be with the Dining Hall Director before each Patrol leaves with every meal.

Events

Instructional events are held all day Saturday and are the primary reason for coming to Webelos Weekend. There are a total of seven events; the Webelos will participate in all seven. Each event will run for 40 minutes, Instructors will be Boy Scouts with expertise in the area, backed up by adult Scouters. The instructors try to get all the information covered and still have fun. They do this by active participation. We ask the adults to attend all of the events, too. Adults will enjoy learning new things and will be able to help maintain discipline among the Webelos. That's not to say that parents can't leave to go get a cup of coffee or hot chocolate.

FIRST AID: First Aid will be taught in the Dale O Johnson education center in classrooms 2 and 3. The event deals with minor injuries and other problems that Scouts may deal with. All of the first aid that is taught is also part of rank advancement for the Tenderfoot, Second Class and First Class ranks. At least one of the two medics at camp will oversee instruction taught at this event.

COMPASS: Compass will meet at the compass course on the Parade Field near the flagpole. The course is made up of 5 markers the Webelos must locate. This is one of the events that will not be moved in the event of rain. The Webelos will be able to compete on a large compass course.

¹ The term "Dinning Hall" is intentional, due to the often high volume of sounds found within this building.

CAMPING GEAR: In the Camping Gear event, Webelos will learn how to use different kinds of tents, backpacks, and sleeping bags. How use gear for outings, both the short and long. Camping Gear will be between the Dale O Johnson Center and the cabins.

SHARP OBJECTS: This event is taught in the Woodcraft area. Sharp Objects teaches the basic principles of knives, axes and saws. Techniques, safety and sharpening will be discussed and demonstrated. The three rules of this area are: Safety, Safety, and Safety!

KNOTS: The Knot area introduces the Webelos to many of the knots used in Scouting while teaching those needed for joining (square knot) and lashings (clove and timber hitches). Some of these knots are required for rank advancement in the Tenderfoot, Second Class and First Class ranks. To make this area more fun, the instructors teach the knots and then play a fun game. Knots are taught in the small building behind the Nature building.

LASHINGS: Lashings are taught in the Nature Lodge near the Scoutcraft area. At Lashings, the Webelos actually build, or expand, on a Scouting project (the project is the choice of the instructor) that could actually be used in Scouting. The Webelos are taught the three basic lashings that are needed for rank advancement.

FIRE BUILDING: Fire Building is taught at the Scoutcraft area. At fire building, the Webelos learn how to build fires of different types and will be instructed about fire safety. They will also be taught the different ways to cook over a fire and stove.

MERIT BADGE MIDWAY: We will take a break from the instructional events between 2:45 and 3:45 when several of the adult leaders will talk about their favorite merit badges. This gives the boys a chance to learn about some of the other fun opportunities that await them in Boy Scouts!

Camp Wide Games

At 3:55, the Webelos will have a chance to demonstrate the skills they have just learned. Each skill area will have some kind of game involving the Tenderfoot, Second Class and First Class requirements.



The games will normally be held in the same place the event was taught. At one event, the Webelos are asked to show one Patrol set of the "Scout Outdoor Essentials" and give their Patrol yell. They will be then scored as a Patrol by the Adult Scouters at each event.

During this time, parents are encouraged to then attend the Adult Informational Meeting at the Program Lodge. On Sunday morning, 7 awards will be handed out to the winning patrols of each event. Besides these small awards, there is an honor patrol award given to the patrol showing the best attitudes, and spirit. Beads will be given out at each event along with special good deed beads. Encourage your boys to work hard and have fun!

Adult Meeting / Evaluations

On Saturday afternoon, we offer an informational session for the adults to help them better understand their roles in Boy Scouting. This is a chance to get your questions answered. This session will be held in the Dining Hall at 3:55 during Camp Wide Games. During the Adult Informational Meeting, each adult will receive an evaluation form. We ask that these are taken seriously, and are filled out before the close of camp on Sunday. Please feel free to write any comments you feel appropriate. We do take these into consideration for the next year's program. If you enjoy the program, please spread the word. There is no better advertising than by you, our guests.

Chapel Service - Scout's Own

On Sunday there will a small Chapel Service, called a Scout's Own, led by the camp Chaplain. During this time, there will be fun songs and perhaps stories told to the campers. Attendance at the Scout's Own is optional, but parents are expected to supervise their sons if they do not attend.


SCHEDULE

FRIDAY:

6:00 - 7:15	Check In
7:15 - 7:45	First Cabin Meeting
8:00 - 8:45	Campfire - Staff Introduction
9:30	Lights Out

SATURDAY:

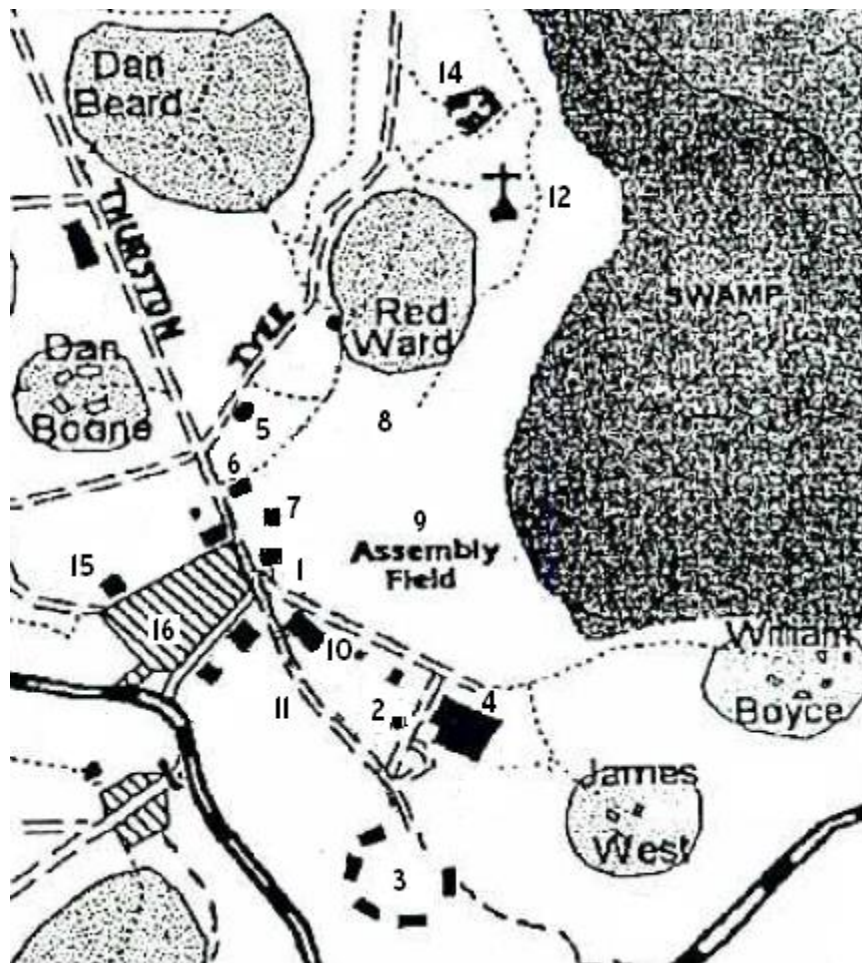
7:00	WAKE UP
7:30 - 7:40	FLAGS
7:45 - 8:30	BREAKFAST
8:40	Meet at PATROL ASSEMBLY
8:45 - 9:30	EVENT # 1
9:35 - 10:10	EVENT # 2
10:15 - 10:50	EVENT # 3
10:55 - 11:30	EVENT # 4
11:35 - 12:10	EVENT # 5
12:15	Meet at PATROL ASSEMBLY
12:20 - 1:05	LUNCH
1:20 - 1:55	EVENT # 6
2:00 - 2:35	EVENT # 7
2:40	Meet at PATROL ASSEMBLY
2:45 - 3:45	Merit Badge Midway
3:55 - 6:05	CAMP GAMES & ADULT MEETING
6:20 - 6:25	FLAGS
6:30 - 7:00	DINNER
7:30	Meet at PATROL ASSEMBLY
7:40 - 9:10	CAMPFIRE
9:15 - 9:30	CRACKER BARREL
10:00	LIGHTS OUT



SUNDAY:

6:45	WAKE UP
7:30 - 7:40	FLAGS
8:00 - 8:30	BREAKFAST
8:45 - 9:15	SCOUT'S OWN
9:30 - 10:15	CLEAN CABIN
<u>10:15 - 10:45</u>	<u>AWARDS</u>
10:45	DISMISSAL

1. REGISTRATION
Al Lewis Lodge
2. PATROL ASSEMBLY AREA
3. CABIN CIRCLE
4. JIM OVERTON DINNING HALL
5. KNOTS
6. LASHINGS
7. FIRE BUILDING
8. SHARP OBJECTS
9. COMPASS
10. FIRST AID
Dale O Johnson Lodge
11. CAMPING
12. All Faith Chapel
14. Fire Bowl
15. Ranger's House
16. Parking Lot



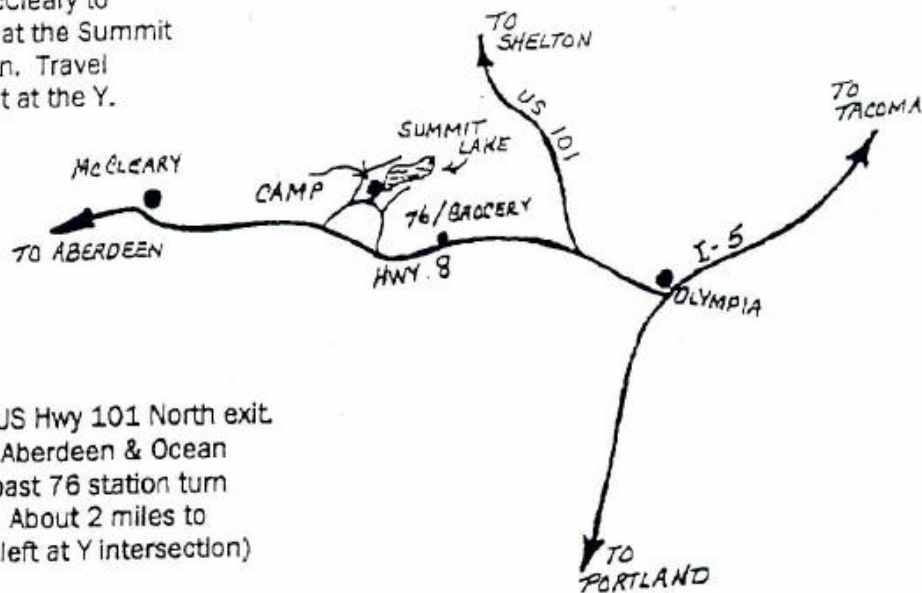
WEBELOS WEEKEND EVENT SCHEDULE

	DRAGONS	PUMAS	HAWKS	GRIZZLES	COBRAS	AREAS OFF	AREAS OFF
Event 1 8:45 AM	Knots	Fire Building	First Aid	Sharp Objects	Camping Gear	Compass	Lashings
Event 2 9:35 AM	Lashings	Knots	Fire Building	First Aid	Sharp Objects	Camping Gear	Compass
Event 3 10:15 AM	Compass	Lashings	Knots	Fire Building	First Aid	Sharp Objects	Camping Gear
Event 4 10:55 AM	Camping Gear	Compass	Lashings	Knots	Fire Building	First Aid	Sharp Objects
Event 5 11:35 PM	Sharp Objects	Camping Gear	Compass	Lashings	Knots	Fire Building	First Aid
Event 6 1:20 PM	First Aid	Sharp Objects	Camping Gear	Compass	Lashings	Knots	Fire Building
Event 7 2:00 PM	Fire Building	First Aid	Sharp Objects	Camping Gear	Compass	Lashings	Knots

Map to Camp Thunderbird

From Aberdeen:

Take Hwy. 12 / 8 past McCleary to milepost 13 and turn left at the Summit Lake and Scout Camp sign. Travel about 1 mile keeping right at the Y.



From Olympia:

From I-5 at Olympia take US Hwy 101 North exit. Take Hwy 8 west towards Aberdeen & Ocean Beaches. About 2 miles past 76 station turn right on Summit Lake Rd. About 2 miles to Camp Thunderbird. (stay left at Y intersection)